

sage X3

## 2021 R3 Highlights

August 2021



This document has been designed to provide you with an overview of new and enhanced capabilities delivered with Sage X3 Version 12 2021 R3 quarterly update release. For a full description of the new features and enhancements delivered with this release please refer to the What's New section of the [Sage X3 Online help center](#).



To contact xkzero for Sage X3 support, visit our [contact us page](#). For free videos covering basic usage of Sage X3, visit our [Free Sage X3 Training Videos page](#).

# Finance

## General

### Bank Reconciliation

The Banking Reconciliation reports (RAPPRO) have been enhanced with new parameters to allow you to select the reconciliation date when launching the report. This saves you time by allowing you to easily re-print the report for a past date.

Parameter title	Parameter type	First value	Final value
1 : Bank code range	Range	BNP	Q : BNP
2 : Accounting entries up to	Range	06/01/2020	Q : 06/30/2021
3 : Bank entries up to	Range	06/01/2020	Q : 06/30/2021
4 : Statement up to no.	Single		Q :
5 : Print selections	Single	No	Q :
6 : <b>Reconciliation date</b>	Single		Q :
7 :			Q :

### VAT Framework

Enhancements have been made to the VAT Framework including:

- VAT box codes are now available as a dedicated column in VAT reports. These are the:
  - Tax declaration on the debits & reprint
  - Tax declaration / collection & reprint
- You can now remove VAT box codes from the box description field
- A group of report can be associated to a VAT return when defining the VAT form. You can now do this by assigning a print code to a VAT form that will allow you to print several reports for the VAT return.

VAT box	Description	Type	Format
11 : 6A	6A - Delivery of electricity, natural gas, heat or cold not taxable in FR	Detail	Numeric
12 : 07	07 - Duty-free purchases	Detail	Numeric
13 : 7A	7A - Sales of goods or services made by a taxable person not established in FR	Detail	Numeric
14 : 7B	7B - Adjustments	Detail	Numeric
15 : 08HT	08 - Normal rate 20 % - (Am't. Tax excl.)	Detail	Numeric
16 : 08TX	08 - Normal rate 20 % - (Tax)	Detail	Numeric

Query no.	Query...	VAT type	Generation	Start date
1	144	On debit	Simulation	01/01/2020
2	58	On payment	Simulation	01/01/2020
3				

## VAT Return Posting

To make it easier for you to generate journal entries, the VAT posting feature on the VAT return has been enhanced. This will allow you to offset the total VAT amount calculated for each company through the VAT return extraction into the 'Tax to disburse' or 'tax credit' accounts.

## Period Closing

You can now activate balance controls that are executed when closing one or a group of periods.

Please note: Controls are triggered by the parameter CTLCLOPER which will not be active by default. If the parameter is set to 'Yes', the controls are performed at the closing on each period. Dependent on the volume of data selected, it can increase the time required by the process. Please refer to the [Sage X3 Online help center](#) for more details.

# Compliance

## Canada

### Legislation pack

The GST VAT return has been extended with an online submission option to allow you to generate a VAT form for online submission. This helps you to save time by generating files in pdf form and can be easily transmissible online.

For more help, please refer to the Legislation guide and [Sage X3 Online help center](#) for detailed information.

The screenshot shows the 'VAT form' configuration page in Sage X3. The page title is 'VAT form' and it includes a 'Copy' button and a 'TaxUID consistency check' button. The main configuration area is divided into several sections:

- VAT form:** Description: Canadian GST-34 Offline mode
- Short description:** CAN GST-34
- Active:** Checked
- Declaration:** DCLVATCAN
- Legislation:** CAN
- Currency:** CAD
- Decimals:** 2
- Valid from:** 01/01/2021
- Valid to:** 12/31/2025
- Offline mode:** Unchecked
- Online submission mapping:** CANGST

Below the configuration area is a 'Form' section with a table of 'VAT boxes':

VA..	Description	Type	Format	Formula
1	101 Total Sales and Revenue	Detail	Numeric	Formula

## Great Britain

### Make Tax Digital (MTD)

The Making Tax Digital header has been updated to include the anti-fraud information required by the HMRC.

## Portugal

### ATCUD Management

To help you meet Portuguese requirements, the series generation and ATCUD code link is now managed in the 'ATCUD management' function.

You can now validate and print the ATCUD code in all relevant documents.

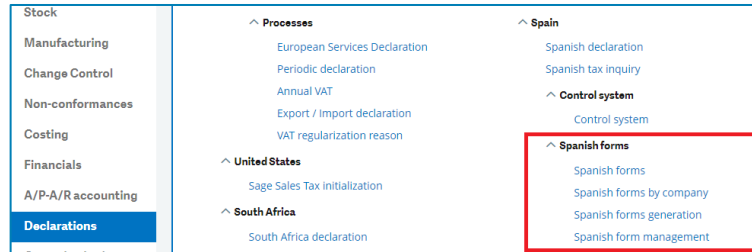
## QR Codes in reports and SAF-T documents

To comply with local legislation, you can now add a QR code to all relevant documents and reports, you have the option to add the QR code to the first or last page.

## Spain

### Forms 180, 347 & 390

To help you comply with Spanish Tax Authority requirements, you no longer need an external application when generating the required declaration forms.



Note:

- Form 347: Information Return. Annual information return on transactions with third parties
- Form 180: Withholdings and payment on account. Income from urban building leasing. Annual summary
- Form 390: Value Added Tax. Annual summary tax return.

## Mini One-Stop Shop (MOSS)

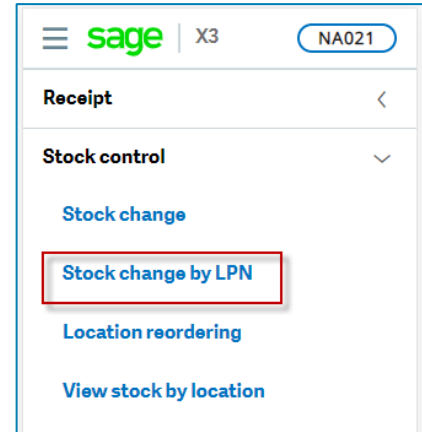
For ease of use, you can now register your business using MOSS instead of registering in each EU member country where you do business. You can also submit your VAT returns with a single EU member registration.

# Distribution

## Automated Data Collection

To streamline your user experience and ensure secure shop floor execution, new capabilities have been added to the following functions:

- ADC Intersite transfer
- ADC Subcontracting transfer
- ADC Stock count
- ADC Stock change by LPN
- ADC View stock by LPN



ADC View stock by location and ADC View stock by product-site transactions have been enhanced to display additional product stock detailed information.

You can use new touchscreen capabilities when supported by your handheld device. For currently supported devices, please refer to the [Sage X3 Online help center](#).

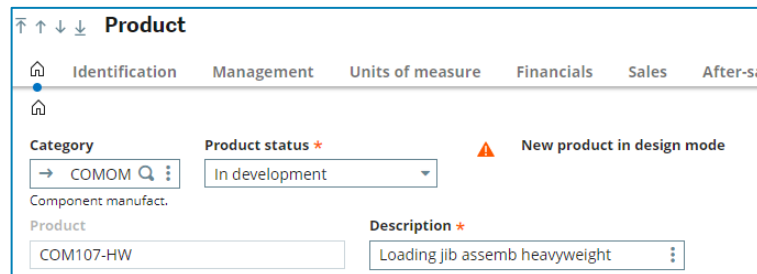
# Manufacturing

## New Product Introduction

Product Design has been enhanced so you can more easily manage the production of prototypes by Work Order.

You can now:

- Record notes when testing a design revision/ testing the prototype to a revision
- Create a separate Production BOM for each revision of a design product, enabling your design engineers to test different revisions using separate production BOM in a prototype work order.



- Record a work order to create a prototype of the new design product which helps you to test the new design product revision and compare different prototypes to see if they meet the requirements of the new product.
- Track the production of a prototype product.
- When the approval phase has been successfully completed, the design product can be released and can be produced in multiple alternatives.

### Trial Kitting

The Sales Orders function has been enhanced by adding Trial kitting to the Ordered quantity field. You can use this functionality to assess future stock requirements or to find out whether there is sufficient stock to produce the requested quantity of the parent product.

Note: The Trial kitting action is only available for sales order lines where a BOM exists for the product.

# Project Management

### Time Management

Enhancements have been made to Time Management. You can now:

- Separate all grouped time entry lines into separate, individual lines.
- Currency rate and Remaining load update have been added to the Time summary table in the Weekly timesheet function.
- You can view and modify the Currency rate for a specific timesheet quantity.
- Analytical dimensions are now available in the Time entry detail screen.
- You can now further filter employee time records by Operating site.

### Weekly Timesheet copy

To help you save time and avoid errors when creating Time Entry records, users can duplicate the time spent from one week to another.

Source week	Start date	End date
1	01/04/21	01/10/21
Destination week	Start date *	End date *
4	01/11/21	01/17/21

# Platform

## Multiple print server instances

You can decrease the cost of your solution by configuring multiple print server instances on a single server. Each instance can use a different language or time zone. This simplifies report management when you have multiple time zones or languages.

## Security

To enhance your levels of security, you can now better manage external URLs called in service mode.


# Sage X3 Automated Test Platform

## Enhancements and Evolutions

The Sage X3 Automated Test Platform version 2.4.0 brings an enhancement to the user stored values functionality, which allows you to create your own set of parameters with your respective values.

Also, to simplify your user experience, new step definitions have been enhanced:

- Use the export action on the right panel
- Drop down list enhancement to select values with exact match



For more information, refer to the Sage X3 Automated Test Platform how-to guides available on the [Sage X3 Online-Help center – Technical Help](#)



To contact xkzero for Sage X3 support, visit our [contact us page](#). For free videos covering basic usage of Sage X3, visit our [Free Sage X3 Training Videos page](#).